



District Report Card: 2017


State: Andaman & Nicobar Islands	District: Middle And North Andamans
Class: 3	Subject: Language
Schools: 70	Students: 507


Participation/Coverage


Students

 GENDER	Boys		Girls	
	Number	%	Number	%
	272	53.65	235	46.35

 AREA	Rural		Urban	
	Number	%	Number	%
	507	100.00	0	0.00

 CATEGORY	SC		ST		OBC		GEN	
	Number	%	Number	%	Number	%	Number	%
	0	0.00	1	0.20	209	41.22	297	58.58

 CWSN	LD	VI	HI	S&LD	ID	Oth
	0	0	0	0	1	0

 Management	Government		Government-aided	
	Number	%	Number	%
	452	89.15	55	10.85

Average Performance of Students in Language (%)

Overall	Gender		Area		Management		Social Group			
	Male	Female	Rural	Urban	Govt.	Aided	SC	ST	OBC	GEN
66.52	64.68	68.65	66.52	0.00	66.33	68.12	0.00	40.00	68.33	65.34

Performance on Learning Outcomes (LOs)

Learning Outcomes	Description	Average Performance(%)
L304	Reads small texts with comprehension i.e., identifies main ideas, details, sequence and draws conclusions	67.71
L312	Reads printed scripts on the classroom walls: poems, posters, charts etc.	64.14

Range of Performance of Students who Answered Correctly							
Below 30%		30% - 50%		50% - 75%		Above 75%	
Number	%	Number	%	Number	%	Number	%
36	7.10	91	17.95	183	36.09	197	38.86

Lowest Performing Learning Outcomes (LOs)

1 - Reads printed scripts on the classroom walls: poems, posters, charts etc. (64.14)

2 - Reads small texts with comprehension i.e., identifies main ideas, details, sequence and draws conclusions (67.71)